

MEDICINES AND HEALTHCARE PRODUCTS REGULATORY AGENCY

On behalf of the Department of Health

CERTIFICATE OF A PHARMACEUTICAL PRODUCT ⁽¹⁾

This certificate conforms to the format recommended by the World Health Organisation
(explanatory notes are attached)

Exporting (certifying) country: UNITED KINGDOM

Importing (requesting) country: CHILE

1. Name and dosage form of the product:

A) In the United Kingdom - Clexane Syringes, SOLUTION FOR INJECTION

B) In CHILE - Clexane Syringes 100mg/ml, SOLUTION FOR INJECTION

1.1 Active ingredient(s) ⁽²⁾ and amount(s) ⁽³⁾ per unit dose:

| <u>Active Ingredient(s)</u> | <u>Amount per unit dose</u> |
|-----------------------------|-----------------------------|
| SODIUM ENOXAPARIN | 10.000 % W/V |

For complete qualitative composition including excipients, see attached. ⁽⁴⁾

1.2 Is this product licensed to be placed on the market
for use in the exporting country? ⁽⁵⁾ Yes

1.3 Is this product actually on the market in the exporting country? Yes

1.4 The product is not on the market in the exporting country because

N/A



2A.1 Product Licence/Marketing Authorisation

Number ⁽⁷⁾: **PL 04425/0187**
Date of Issue: 30 January 2009

2A.2 The name and address of the Product Licence/Marketing Authorisation holder are:

Name: AVENTIS PHARMA LIMITED

Address: ONE ONSLOW STREET, GUILDFORD, SURREY, GU1 4YS, UNITED KINGDOM

2A.3 Status of the Product Licence/Marketing Authorisation holder ⁽⁸⁾:

c) is not involved in manufacturing, packaging or labelling the dosage form but is responsible for the quality and release of the product

2A.3.1 For categories b,c and d the names and address of the manufacturing site where the dosage form is produced are ⁽⁹⁾:

See attached page for Manufacturers/Packagers

2A.4 Is Summary Basis of Approval appended? ⁽¹⁰⁾ No


2A.5 Is the attached, officially approved product information complete and consonant with the licence? ⁽¹¹⁾ Yes

2A.6 Applicant for certificate, if different from licence holder (name and address) ⁽¹²⁾:

Name:

Address:

Section 2B is not included because the product named in this certificate is licensed in the UK⁽⁶⁾



- 3 Does the certifying authority arrange for periodic inspection of the manufacturing plant in which the dosage form is produced? ⁽¹⁴⁾ N/A

IF NO OR NOT APPLICABLE PROCEED TO QUESTION 4

- 3.1 Periodicity of routine inspections (years)
- 3.2 Has the manufacturer of this type of dosage form been inspected?
- 3.3 Do the facilities and operations conform to GMP as recommended by the World Health Organisation ? ⁽¹⁵⁾

- 4 Does the information submitted by the applicant satisfy the certifying authority on all aspects of the manufacture of the product including Good Manufacturing Practice (GMP)? ⁽¹⁶⁾ Yes

If No, explain

Additional Information:

NONE

Address of certifying authority:

**The Medicines and Healthcare products Regulatory Agency,
10 South Colonnade, Canary Wharf, London E14 4PU, United Kingdom**

Telephone Number: +44 (0) 20 3080 6593

Name of authorised person: Mahmoodullah Khan

Signature:

Stamp and Date: 15 October 2019



Name:

Manufacturers

Name:
Address:

| APOSTILLE (Convention de La Haye du 5 octobre 1961) | |
|------------------------------------------------------------------------------------------------------------------|-----------------------------------------------------------------------------------------------------|
| 1. Country: Pays / Pais: | United Kingdom of Great Britain and Northern Ireland |
| This public document Le présent acte public / El presente documento público | |
| 2. Has been signed by a été signé par ha sido firmado por | Mahmoodullah Khan |
| 3. Acting in the capacity of agissant en qualité de quien actúa en calidad de | Official of the Medicines and Healthcare products Regulatory Agency (MHRA) |
| 4. Bears the seal / stamp of est revêtu du sceau / timbre de y está revestido del sello / timbre de | Not applicable |
| Certified Attesté / Certificado | |
| 5. at à / en | London |
| 6. the le / el día | 01 November 2019 |
| 7. by par / por | Her Majesty's Principal Secretary of State for Foreign and Commonwealth Affairs |
| 8. Number sous no / bajo el numero | APO-1709565 |
| 9. Seal / stamp Sceau / timbre Sello / timbre |  |
| 10. Signature Signature Firma | S. Alshamari  |

This Apostille is not to be used in the UK and only confirms the authenticity of the signature, seal or stamp on the attached UK public document. It does not confirm the authenticity of the underlying document. Apostilles attached to documents that have been photocopied and certified in the UK confirm the signature of the UK official who conducted the certification only. It does not authenticate either the signature on the original document or the contents of the original document in any way.

If this document is to be used in a country not party to the Hague Convention of the 5th of October 1961, it should be presented to the consular section of the mission representing that country

To verify this apostille go to www.verifyapostille.service.gov.uk

Names and Addresses of Manufacturers/Packagers ⁽⁹⁾

Manufacturers

Name:
Address:

SANOFI WINTHROP INDUSTRIE
BOULEVARD INDUSTRIAL, LE TRAIT, F-76580, FRANCE



| <u>Excipient</u> | <u>Modifier</u> | <u>Amount per unit dose</u> |
|---------------------|-----------------|-----------------------------|
| WATER FOR INJECTION | TO | 100.000 % W/V |



Explanatory Notes

1. This certificate, which is in the form recommended by WHO, establishes the status of the pharmaceutical product and of the applicant for the certificate in the UK. It is for a single product only since manufacturing arrangements and approved information for different dosage forms and different strengths can vary.
2. Whenever possible International Non-proprietary Names (Inns) or national non-proprietary names have been used.
3. The formula (complete composition) of the dosage form should be given on the certificate or be appended.
4. Details of the quantitative composition are preferred but their provision is subject to the agreement of the Marketing Authorisation holder.
5. When applicable, append details of any restriction applied to the sale, distribution or administration of the product that is specified in the Marketing Authorisation.
6. Sections 2A and 2B are mutually exclusive.
7. Indicate when applicable if the licence is provisional or the product has not yet been approved.
8. Specify whether the person responsible for placing the product on the market:
 - (a) manufactures the dosage form and is responsible for the quality assurance and release of the product.
 - (b) packages and/or labels a dosage form manufactured by another company but is responsible for the quality assurance and release of the product.
 - (c) is not involved in manufacturing, packaging or labelling the dosage form but is responsible for the quality and release of the product.
 - (d) is involved in none of the above.
9. This information is optional and can be provided only with the permission of the product-licence holder or, in the case of non-registered products, the applicant. Non-completion of this section indicates that the party concerned has not agreed to inclusion of this information.

It should be noted that:

information concerning the site of manufacture is part of the Marketing Authorisation. If the manufacturing site is changed the licence must be updated or it will cease to be valid.

in the UK manufacture of pharmaceutical products is only permitted on licensed manufacturing sites. When the product-licence holder or applicant conforms to status (b), (c) or (d) as described in note 8 above the Manufacturing Licence holder is responsible for the manufacture of the dosage form.

10. This refers to the document prepared by some national regulatory authorities that summarises the technical basis on which the product has been licensed. The UK Medicines and Healthcare products Regulatory Agency does not prepare such a document.



11. This refers to product information approved by the Medicines and Healthcare products Regulatory Agency such as a Summary of Product Characteristics (SPC).
12. In this circumstance permission for issuing the certificate is required from the Marketing Authorisation holder. This permission must be provided to the Medicines and Healthcare products Regulatory Agency by the applicant.
13. Please indicate the reason that the applicant has provided for not requesting registration:
 - (a) the product has been developed exclusively for the treatment of conditions - particularly tropical diseases - not endemic in the UK.
 - (b) the product has been reformulated with a view to improving its stability under tropical conditions.
 - (c) the product has been reformulated to exclude excipients not approved for use in pharmaceutical products in the UK.
 - (d) the product has been reformulated to meet a different maximum dosage limit for an active ingredient.
 - (e) this type of product does not require a Marketing Authorisation in the UK.
 - (f) any other reason.
14. "Yes" means the Medicines and Healthcare products Regulatory Agency arranges periodic inspections of the manufacturing plant in which the dosage form is produced. "No" means that manufacture is taking place in a country other than the UK and inspections are not carried out by any Regulatory Authority. "Not applicable" means that manufacture is taking place in a country other than the UK and inspection is conducted under the aegis of the country of manufacture.
15. The requirements of good practices in the manufacture and quality control of drugs referred to in the certificate are those included in the thirty second report of the Expert Committee on Specifications for Pharmaceutical Preparations (WHO Technical Report Series, No. 823, 1992, Annex 1). Recommendations specifically applicable to biological products have been formulated by the WHO Expert Committee on Biological Standardisation (WHO Technical Report Series No. 822, 1992, Annex 1).
16. This section is to be completed when the product-licence holder or applicant conforms to status (b), (c) or (d) as described in note 8 above. It is of particular importance when foreign contractors are involved in the manufacture of the product. In these circumstances the applicant should supply the certifying authority with information to identify the contracting parties responsible for each stage of manufacture of the finished dosage form and the extent and nature of any controls exercised over each of these parties.



SUMMARY OF PRODUCT CHARACTERISTICS

Printed for Certificate of Pharmaceutical Product

1 NAME OF THE MEDICINAL PRODUCT

Clexane[®] Syringes 2,000 IU (20 mg)/0.2 ml solution for injection in pre-filled syringes
Clexane[®] Syringes 4,000 IU (40 mg)/0.4 ml solution for injection in pre-filled syringes
Clexane[®] Syringes 6,000 IU (60 mg)/0.6 ml solution for injection in pre-filled syringes
Clexane[®] Syringes 8,000 IU (80 mg)/0.8 ml solution for injection in pre-filled syringes
Clexane[®] Syringes 10,000 IU (100 mg)/1 ml solution for injection in pre-filled syringes

2 QUALITATIVE AND QUANTITATIVE COMPOSITION

2,000 IU (20 mg) /0.2 ml

Each pre-filled syringe contains enoxaparin sodium 2,000 IU anti-Xa activity (equivalent to 20 mg) in 0.2 ml water for injections.

4,000 IU (40 mg) /0.4 ml

Each pre-filled syringe contains enoxaparin sodium 4,000 IU anti-Xa activity (equivalent to 40 mg) in 0.4 ml water for injections.

6,000 IU (60 mg) /0.6 ml

Each pre-filled syringe contains enoxaparin sodium 6,000 IU anti-Xa activity (equivalent to 60 mg) in 0.6 ml water for injections.

8,000 IU (80 mg) /0.8 ml

Each pre-filled syringe contains enoxaparin sodium 8,000 IU anti-Xa activity (equivalent to 80 mg) in 0.8 ml water for injections.

10,000 IU (100 mg) /1.0 ml

Each pre-filled syringe contains enoxaparin sodium 10,000 IU anti-Xa activity (equivalent to 100 mg) in 1.0 ml water for injections.

For the full list of excipients, see section 6.1.

Enoxaparin sodium is a biological substance obtained by alkaline depolymerization of heparin benzyl ester derived from porcine intestinal mucosa.

3 PHARMACEUTICAL FORM

Solution for injection in pre-filled syringes.

Clear, colourless to yellowish solution, pH-value 5.5-7.5.

4 CLINICAL PARTICULARS

4.1 Therapeutic indications

Clexane Syringes is indicated in adults for:

- Prophylaxis of venous thromboembolic disease in moderate and high risk surgical patients, in particular those undergoing orthopaedic or general surgery including cancer surgery.
- Prophylaxis of venous thromboembolic disease in medical patients with an acute illness (such as acute heart failure, respiratory insufficiency, severe infections or rheumatic diseases) and reduced mobility at increased risk of venous thromboembolism.
- Treatment of deep vein thrombosis (DVT) and pulmonary embolism (PE), excluding PE likely to require thrombolytic therapy or surgery.
- Prevention of thrombus formation in extracorporeal circulation during haemodialysis.
- Acute coronary syndrome:
 - Treatment of unstable angina and Non ST-segment elevation myocardial infarction (NSTEMI), in combination with oral acetylsalicylic acid.



SUMMARY OF PRODUCT CHARACTERISTICS

Printed for Certificate of Pharmaceutical Product

- Treatment of acute ST-segment elevation myocardial infarction (STEMI) including patients to be managed medically or with subsequent percutaneous coronary intervention (PCI).

4.2 Posology and method of administration

Posology

Prophylaxis of venous thromboembolic disease in moderate and high risk surgical patients

Individual thromboembolic risk for patients can be estimated using validated risk stratification model.

- In patients at moderate risk of thromboembolism, the recommended dose of enoxaparin sodium is 2,000 IU (20 mg) once daily by subcutaneous (SC) injection. Preoperative initiation (2 hours before surgery) of enoxaparin sodium 2,000 IU (20 mg) was proven effective and safe in moderate risk surgery.

In moderate risk patients, enoxaparin sodium treatment should be maintained for a minimal period of 7-10 days whatever the recovery status (e.g. mobility). Prophylaxis should be continued until the patient no longer has significantly reduced mobility.

- In patients at high risk of thromboembolism, the recommended dose of enoxaparin sodium is 4,000 IU (40 mg) once daily given by SC injection preferably started 12 hours before surgery. If there is a need for earlier than 12 hours enoxaparin sodium preoperative prophylactic initiation (e.g. high risk patient waiting for a deferred orthopaedic surgery), the last injection should be administered no later than 12 hours prior to surgery and resumed 12 hours after surgery.
 - For patients who undergo major orthopaedic surgery an extended thromboprophylaxis up to 5 weeks is recommended.
 - For patients with a high venous thromboembolism (VTE) risk who undergo abdominal or pelvic surgery for cancer an extended thromboprophylaxis up to 4 weeks is recommended.

Prophylaxis of venous thromboembolism in medical patients

The recommended dose of enoxaparin sodium is 4,000 IU (40 mg) once daily by SC injection.

Treatment with enoxaparin sodium is prescribed for at least 6 to 14 days whatever the recovery status (e.g. mobility). The benefit is not established for a treatment longer than 14 days.

Treatment of DVT and PE

Enoxaparin sodium can be administered SC either as a once daily injection of 150 IU/kg (1.5 mg/kg) or as twice daily injections of 100 IU/kg (1 mg/kg).

The regimen should be selected by the physician based on an individual assessment including evaluation of the thromboembolic risk and of the risk of bleeding. The dose regimen of 150 IU/kg (1.5 mg/kg) administered once daily should be used in uncomplicated patients with low risk of VTE recurrence. The dose regimen of 100 IU/kg (1 mg/kg) administered twice daily should be used in all other patients such as those with obesity, with symptomatic PE, cancer, recurrent VTE or proximal (vena iliaca) thrombosis.

Enoxaparin sodium treatment is prescribed for an average period of 10 days. Oral anticoagulant therapy should be initiated when appropriate (see "Switch between enoxaparin sodium and oral anticoagulants" at the end of section 4.2).

Prevention of thrombus formation during haemodialysis

The recommended dose is 100 IU/kg (1 mg/kg) of enoxaparin sodium.

For patients with a high risk of haemorrhage, the dose should be reduced to 50 IU/kg (0.5 mg/kg) for double vascular access or 75 IU/kg (0.75 mg/kg) for single vascular access.



SUMMARY OF PRODUCT CHARACTERISTICS

Printed for Certificate of Pharmaceutical Product

During haemodialysis, enoxaparin sodium should be introduced into the arterial line of the circuit at the beginning of the dialysis session. The effect of this dose is usually sufficient for a 4-hour session; however, if fibrin rings are found, for example after a longer than normal session, a further dose of 50 IU to 100 IU/kg (0.5 to 1 mg/kg) may be given.

No data are available in patients using enoxaparin sodium for prophylaxis or treatment and during haemodialysis sessions.

Acute coronary syndrome: treatment of unstable angina and NSTEMI and treatment of acute STEMI

- For treatment of unstable angina and NSTEMI, the recommended dose of enoxaparin sodium is 100 IU/kg (1 mg/kg) every 12 hours by SC injection administered in combination with antiplatelet therapy. Treatment should be maintained for a minimum of 2 days and continued until clinical stabilization. The usual duration of treatment is 2 to 8 days.

Acetylsalicylic acid is recommended for all patients without contraindications at an initial oral loading dose of 150–300 mg (in acetylsalicylic acid-naïve patients) and a maintenance dose of 75–325 mg/day long-term regardless of treatment strategy.

- For treatment of acute STEMI, the recommended dose of enoxaparin sodium is a single intravenous (IV) bolus of 3,000 IU (30 mg) plus a 100 IU/kg (1 mg/kg) SC dose followed by 100 IU/kg (1 mg/kg) administered SC every 12 hours (maximum 10,000 IU (100 mg) for each of the first two SC doses). Appropriate antiplatelet therapy such as oral acetylsalicylic acid (75 mg to 325 mg once daily) should be administered concomitantly unless contraindicated. The recommended duration of treatment is 8 days or until hospital discharge, whichever comes first. When administered in conjunction with a thrombolytic (fibrin specific or non-fibrin specific), enoxaparin sodium should be given between 15 minutes before and 30 minutes after the start of fibrinolytic therapy.
 - For dosage in patients ≥ 75 years of age, see paragraph "Elderly".
 - For patients managed with PCI, if the last dose of enoxaparin sodium SC was given less than 8 hours before balloon inflation, no additional dosing is needed. If the last SC administration was given more than 8 hours before balloon inflation, an IV bolus of 30 IU/kg (0.3 mg/kg) enoxaparin sodium should be administered.

Paediatric population

The safety and efficacy of enoxaparin sodium in paediatric population have not been established.

Elderly

For all indications except STEMI, no dose reduction is necessary in the elderly patients, unless kidney function is impaired (see below "renal impairment" and section 4.4).

For treatment of acute STEMI in elderly patients ≥ 75 years of age, an initial IV bolus must not be used. Initiate dosing with 75 IU/kg (0.75 mg/kg) SC every 12 hours (maximum 7,500 IU (75 mg) for each of the first two SC doses only, followed by 75 IU/kg (0.75 mg/kg) SC dosing for the remaining doses). For dosage in elderly patients with impaired kidney function, see below "renal impairment" and section 4.4.

Hepatic impairment

Limited data are available in patients with hepatic impairment (see sections 5.1 and 5.2) and caution should be used in these patients (see section 4.4).

Renal impairment (see sections 4.4 and 5.2)

- Severe renal impairment



SUMMARY OF PRODUCT CHARACTERISTICS

Printed for Certificate of Pharmaceutical Product

Enoxaparin sodium is not recommended for patients with end stage renal disease (creatinine clearance <15 ml/min) due to lack of data in this population outside the prevention of thrombus formation in extracorporeal circulation during haemodialysis.

Dosage table for patients with severe renal impairment (creatinine clearance [15-30] ml/min):

| Indication | Dosing regimen |
|----------------------------------------------|----------------------------------------------------------------------------------------------------------------------------------|
| Prophylaxis of venous thromboembolic disease | 2,000 IU (20 mg) SC once daily |
| Treatment of DVT and PE | 100 IU/kg (1 mg/kg) body weight SC once daily |
| Treatment of unstable angina and NSTEMI | 100 IU/kg (1 mg/kg) body weight SC once daily |
| Treatment of acute STEMI (patients under 75) | 1 x 3,000 IU (30 mg) IV bolus plus 100 IU/kg (1 mg/kg) body weight SC and then 100 IU/kg (1 mg/kg) body weight SC every 24 hours |
| Treatment of acute STEMI (patients over 75) | No IV initial bolus, 100 IU/kg (1 mg/kg) body weight SC and then 100 IU/kg (1 mg/kg) body weight SC every 24 hours |

The recommended dosage adjustments do not apply to the haemodialysis indication.

- Moderate and mild renal impairment

Although no dose adjustment is recommended in patients with moderate (creatinine clearance 30-50 ml/min) and mild (creatinine clearance 50-80 ml/min) renal impairment, careful clinical monitoring is advised.

Method of administration

Clexane Syringes should not be administered by the intramuscular route.

For the prophylaxis of venous thrombo-embolic disease following surgery, treatment of DVT and PE, treatment of unstable angina and NSTEMI, enoxaparin sodium should be administered by SC injection.


- For acute STEMI, treatment is to be initiated with a single IV bolus injection immediately followed by a SC injection.
- For the prevention of thrombus formation in the extracorporeal circulation during haemodialysis, it is administered through the arterial line of a dialysis circuit.

The pre-filled disposable syringe is ready for immediate use.

- SC injection technique:

Injection should be made preferably when the patient is lying down. Enoxaparin sodium is administered by deep SC injection.

Do not expel the air bubble from the syringe before the injection to avoid the loss of drug when using pre-filled syringes. When the quantity of drug to be injected requires to be adjusted based on the patient's body weight, use the graduated pre-filled syringes to reach the required volume by discarding the excess before injection. Please be aware that in some cases it is not possible to achieve an exact dose due to the graduations on the syringe, and in such case the volume shall be rounded up to the nearest graduation.



SUMMARY OF PRODUCT CHARACTERISTICS

Printed for Certificate of Pharmaceutical Product

The administration should be alternated between the left and right anterolateral or posterolateral abdominal wall.

The whole length of the needle should be introduced vertically into a skin fold gently held between the thumb and index finger. The skin fold should not be released until the injection is complete. Do not rub the injection site after administration.

The safety system is triggered at the end of the injection.

In case of self-administration, patient should be advised to follow instructions provided in the patient information leaflet included in the pack of this medicine.

- IV (bolus) injection (for acute STEMI indication only):

For acute STEMI, treatment is to be initiated with a single IV bolus injection immediately followed by a SC injection.

For IV injection, either the multidose vial or pre-filled syringe can be used.

Enoxaparin sodium should be administered through an IV line. It should not be mixed or co-administered with other medications. To avoid the possible mixture of enoxaparin sodium with other drugs, the IV access chosen should be flushed with a sufficient amount of saline or dextrose solution prior to and following the IV bolus administration of enoxaparin sodium to clear the port of drug. Enoxaparin sodium may be safely administered with normal saline solution (0.9%) or 5% dextrose in water.

- Initial 3,000 IU (30 mg) bolus

For the initial 3,000 IU (30 mg) bolus, using an enoxaparin sodium graduated pre-filled syringe, expel the excessive volume to retain only 3,000 IU (30 mg) in the syringe. The 3,000 IU (30 mg) dose can then be directly injected into the IV line.

- Additional bolus for PCI when last SC administration was given more than 8 hours before balloon inflation

For patients being managed with PCI, an additional IV bolus of 30 IU/kg (0.3 mg/kg) is to be administered if last SC administration was given more than 8 hours before balloon inflation.

In order to assure the accuracy of the small volume to be injected, it is recommended to dilute the drug to 300 IU/ml (3 mg/ml).

To obtain a 300 IU/ml (3 mg/ml) solution, using a 6,000 IU (60 mg) enoxaparin sodium pre-filled syringe, it is recommended to use a 50 ml infusion bag (i.e. using either normal saline solution (0.9%) or 5% dextrose in water) as follows:

Withdraw 30 ml from the infusion bag with a syringe and discard the liquid. Inject the complete contents of the 6,000 IU (60 mg) enoxaparin sodium pre-filled syringe into the 20 ml remaining in the bag. Gently mix the contents of the bag. Withdraw the required volume of diluted solution with a syringe for administration into the IV line.

After dilution is completed, the volume to be injected can be calculated using the following formula [Volume of diluted solution (ml) = Patient weight (kg) x 0.1] or using the table below. It is recommended to prepare the dilution immediately before use.



SUMMARY OF PRODUCT CHARACTERISTICS

Printed for Certificate of Pharmaceutical Product

Volume to be injected through IV line after dilution is completed at a concentration of 300 IU (3 mg) /ml.

| Weight | Required dose 30 IU/kg (0.3 mg/kg) | | Volume to inject when diluted to a final concentration of 300 IU (3 mg) / ml |
|--------|---------------------------------------|------|---------------------------------------------------------------------------------------|
| [Kg] | IU | [mg] | [ml] |
| 45 | 1350 | 13.5 | 4.5 |
| 50 | 1500 | 15 | 5 |
| 55 | 1650 | 16.5 | 5.5 |
| 60 | 1800 | 18 | 6 |
| 65 | 1950 | 19.5 | 6.5 |
| 70 | 2100 | 21 | 7 |
| 75 | 2250 | 22.5 | 7.5 |
| 80 | 2400 | 24 | 8 |
| 85 | 2550 | 25.5 | 8.5 |
| 90 | 2700 | 27 | 9 |
| 95 | 2850 | 28.5 | 9.5 |
| 100 | 3000 | 30 | 10 |
| 105 | 3150 | 31.5 | 10.5 |
| 110 | 3300 | 33 | 11 |
| 115 | 3450 | 34.5 | 11.5 |
| 120 | 3600 | 36 | 12 |
| 125 | 3750 | 37.5 | 12.5 |
| 130 | 3900 | 39 | 13 |
| 135 | 4050 | 40.5 | 13.5 |
| 140 | 4200 | 42 | 14 |
| 145 | 4350 | 43.5 | 14.5 |
| 150 | 4500 | 45 | 15 |

- **Arterial line injection:**

It is administered through the arterial line of a dialysis circuit for the prevention of thrombus formation in the extracorporeal circulation during haemodialysis.

Switch between enoxaparin sodium and oral anticoagulants

- *Switch between enoxaparin sodium and vitamin K antagonists (VKA)*

Clinical monitoring and laboratory tests [prothrombin time expressed as the International Normalized Ratio (INR)] must be intensified to monitor the effect of VKA.



SUMMARY OF PRODUCT CHARACTERISTICS

Printed for Certificate of Pharmaceutical Product

As there is an interval before the VKA reaches its maximum effect, enoxaparin sodium therapy should be continued at a constant dose for as long as necessary in order to maintain the INR within the desired therapeutic range for the indication in two successive tests.

For patients currently receiving a VKA, the VKA should be discontinued and the first dose of enoxaparin sodium should be given when the INR has dropped below the therapeutic range.

- *Switch between enoxaparin sodium and direct oral anticoagulants (DOAC)*

For patients currently receiving enoxaparin sodium, discontinue enoxaparin sodium and start the DOAC 0 to 2 hours before the time that the next scheduled administration of enoxaparin sodium would be due as per DOAC label.

For patients currently receiving a DOAC, the first dose of enoxaparin sodium should be given at the time the next DOAC dose would be taken.

Administration in spinal/epidural anaesthesia or lumbar puncture

Should the physician decide to administer anticoagulation in the context of epidural or spinal anaesthesia/analgesia or lumbar puncture, careful neurological monitoring is recommended due to the risk of neuraxial haematomas (see section 4.4).

- *At doses used for prophylaxis*

A puncture-free interval of at least 12 hours shall be kept between the last injection of enoxaparin sodium at prophylactic doses and the needle or catheter placement.

For continuous techniques, a similar delay of at least 12 hours should be observed before removing the catheter.

For patients with creatinine clearance [15-30] ml/min, consider doubling the timing of puncture/catheter placement or removal to at least 24 hours.

The 2 hours preoperative initiation of enoxaparin sodium 2,000 IU (20 mg) is not compatible with neuraxial anaesthesia.

- *At doses used for treatment*

A puncture-free interval of at least 24 hours shall be kept between the last injection of enoxaparin sodium at curative doses and the needle or catheter placement (see also section 4.3). For continuous techniques, a similar delay of 24 hours should be observed before removing the catheter.

For patients with creatinine clearance [15-30] ml/min, consider doubling the timing of puncture/catheter placement or removal to at least 48 hours.

Patients receiving the twice daily doses (i.e. 75 IU/kg (0.75 mg/kg) twice daily or 100 IU/kg (1 mg/kg) twice-daily) should omit the second enoxaparin sodium dose to allow a sufficient delay before catheter placement or removal.

Anti-Xa levels are still detectable at these time points, and these delays are not a guarantee that neuraxial hematoma will be avoided.

Likewise, consider not using enoxaparin sodium until at least 4 hours after the spinal/epidural puncture or after the catheter has been removed. The delay must be based on a benefit-risk assessment considering both the risk for thrombosis and the risk for bleeding in the context of the procedure and patient risk factors.

4.3

Contraindications

Enoxaparin sodium is contraindicated in patients with:

- Hypersensitivity to enoxaparin sodium, heparin or its derivatives, including other low molecular weight heparins (LMWH) or to any of the excipients listed in section 6.1;
- History of immune mediated heparin-induced thrombocytopenia (HIT) within the past 100 days or in the presence of circulating antibodies (see also section 4.4);



SUMMARY OF PRODUCT CHARACTERISTICS

Printed for Certificate of Pharmaceutical Product

- Active clinically significant bleeding and conditions with a high risk of haemorrhage, including recent haemorrhagic stroke, gastrointestinal ulcer, presence of malignant neoplasm at high risk of bleeding, recent brain, spinal or ophthalmic surgery, known or suspected oesophageal varices, arteriovenous malformations, vascular aneurysms or major intraspinal or intracerebral vascular abnormalities;
- Spinal or epidural anaesthesia or loco-regional anaesthesia when enoxaparin sodium is used for treatment in the previous 24 hours (see section 4.4).

4.4 Special warnings and precautions for use

- *General*

Enoxaparin sodium cannot be used interchangeably (unit for unit) with other LMWHs. These medicinal products differ in their manufacturing process, molecular weights, specific anti-Xa and anti-IIa activities, units, dosage and clinical efficacy and safety. This results in differences in pharmacokinetics and associated biological activities (e.g. anti-thrombin activity, and platelet interactions). Special attention and compliance with the instructions for use specific to each proprietary medicinal product are therefore required.

- *History of HIT (>100 days)*

Use of enoxaparin sodium in patients with a history of immune mediated HIT within the past 100 days or in the presence of circulating antibodies is contraindicated (see section 4.3). Circulating antibodies may persist several years.

Enoxaparin sodium is to be used with extreme caution in patients with a history (>100 days) of heparin-induced thrombocytopenia without circulating antibodies. The decision to use enoxaparin sodium in such a case must be made only after a careful benefit risk assessment and after non-heparin alternative treatments are considered (e.g. danaparoid sodium or lepirudin).

- *Monitoring of platelet counts*

The risk of antibody-mediated HIT also exists with LMWHs. Should thrombocytopenia occur, it usually appears between the 5th and the 21st day following the beginning of enoxaparin sodium treatment.

The risk of HIT is higher in postoperative patients and mainly after cardiac surgery and in patients with cancer.

Therefore, it is recommended that the platelet counts be measured before the initiation of therapy with enoxaparin sodium and then regularly thereafter during the treatment.

If there are clinical symptoms suggestive of HIT (any new episode of arterial and/or venous thromboembolism, any painful skin lesion at the injection site, any allergic or anaphylactoid reactions on treatment), platelet count should be measured. Patients must be aware that these symptoms may occur and if so, that they should inform their primary care physician.


In practice, if a confirmed significant decrease of the platelet count is observed (30 to 50 % of the initial value), enoxaparin sodium treatment must be immediately discontinued and the patient switched to another non-heparin anticoagulant alternative treatment.

- *Haemorrhage*

As with other anticoagulants, bleeding may occur at any site. If bleeding occurs, the origin of the haemorrhage should be investigated and appropriate treatment instituted.

Enoxaparin sodium, as with any other anticoagulant therapy, should be used with caution in conditions with increased potential for bleeding, such as:

- impaired haemostasis,
- history of peptic ulcer,
- recent ischemic stroke,
- severe arterial hypertension,
- recent diabetic retinopathy,



SUMMARY OF PRODUCT CHARACTERISTICS

Printed for Certificate of Pharmaceutical Product

neuro- or ophthalmologic surgery,
concomitant use of medications affecting haemostasis (see section 4.5).

- *Laboratory tests*

At doses used for prophylaxis of venous thromboembolism, enoxaparin sodium does not influence bleeding time and global blood coagulation tests significantly, nor does it affect platelet aggregation or binding of fibrinogen to platelets.

At higher doses, increases in activated partial thromboplastin time (aPTT), and activated clotting time (ACT) may occur. Increases in aPTT and ACT are not linearly correlated with increasing enoxaparin sodium antithrombotic activity and therefore are unsuitable and unreliable for monitoring enoxaparin sodium activity.

- *Spinal/Epidural anaesthesia or lumbar puncture*

Spinal/epidural anaesthesia or lumbar puncture must not be performed within 24 hours of administration of enoxaparin sodium at therapeutic doses (see also section 4.3).

There have been cases of neuraxial haematomas reported with the concurrent use of enoxaparin sodium and spinal/epidural anaesthesia or spinal puncture procedures resulting in long term or permanent paralysis. These events are rare with enoxaparin sodium dosage regimens 4,000 IU (40 mg) once daily or lower. The risk of these events is higher with the use of post-operative indwelling epidural catheters, with the concomitant use of additional drugs affecting haemostasis such as Non-Steroidal Anti-Inflammatory Drugs (NSAIDs), with traumatic or repeated epidural or spinal puncture, or in patients with a history of spinal surgery or spinal deformity.

To reduce the potential risk of bleeding associated with the concurrent use of enoxaparin sodium and epidural or spinal anaesthesia/analgesia or spinal puncture, consider the pharmacokinetic profile of enoxaparin sodium (see section 5.2). Placement or removal of an epidural catheter or lumbar puncture is best performed when the anticoagulant effect of enoxaparin sodium is low; however, the exact timing to reach a sufficiently low anticoagulant effect in each patient is not known. For patients with creatinine clearance [15-30 ml/minute], additional considerations are necessary because elimination of enoxaparin sodium is more prolonged (see section 4.2).

Should the physician decide to administer anticoagulation in the context of epidural or spinal anaesthesia/analgesia or lumbar puncture, frequent monitoring must be exercised to detect any signs and symptoms of neurological impairment such as midline back pain, sensory and motor deficits (numbness or weakness in lower limbs), bowel and/or bladder dysfunction. Instruct patients to report immediately if they experience any of the above signs or symptoms. If signs or symptoms of spinal hematoma are suspected, initiate urgent diagnosis and treatment including consideration for spinal cord decompression even though such treatment may not prevent or reverse neurological sequelae.

- *Skin necrosis / cutaneous vasculitis*

Skin necrosis and cutaneous vasculitis have been reported with LMWHs and should lead to prompt treatment discontinuation.

- *Percutaneous coronary revascularization procedures*

To minimize the risk of bleeding following the vascular instrumentation during the treatment of unstable angina, NSTEMI and acute STEMI, adhere precisely to the intervals recommended between enoxaparin sodium injection doses. It is important to achieve haemostasis at the puncture site after PCI. In case a closure device is used, the sheath can be removed immediately. If a manual compression method is used, sheath should be removed 6 hours after the last IV/SC enoxaparin sodium injection. If the treatment with enoxaparin sodium is to be continued, the next scheduled dose should be given no sooner than 6 to 8 hours after sheath removal. The site of the procedure should be observed for signs of bleeding or hematoma formation.



SUMMARY OF PRODUCT CHARACTERISTICS

Printed for Certificate of Pharmaceutical Product

- *Acute infective endocarditis*

Use of heparin is usually not recommended in patients with acute infective endocarditis due to the risk of cerebral haemorrhage. If such use is considered absolutely necessary, the decision must be made only after a careful individual benefit risk assessment.

- *Mechanical prosthetic heart valves*

The use of enoxaparin sodium has not been adequately studied for thromboprophylaxis in patients with mechanical prosthetic heart valves. Isolated cases of prosthetic heart valve thrombosis have been reported in patients with mechanical prosthetic heart valves who have received enoxaparin sodium for thromboprophylaxis. Confounding factors, including underlying disease and insufficient clinical data, limit the evaluation of these cases. Some of these cases were pregnant women in whom thrombosis led to maternal and foetal death.

- *Pregnant women with mechanical prosthetic heart valves*

The use of enoxaparin sodium for thromboprophylaxis in pregnant women with mechanical prosthetic heart valves has not been adequately studied. In a clinical study of pregnant women with mechanical prosthetic heart valves given enoxaparin sodium (100 IU/kg (1 mg/kg) twice daily) to reduce the risk of thromboembolism, 2 of 8 women developed clots resulting in blockage of the valve and leading to maternal and foetal death. There have been isolated post-marketing reports of valve thrombosis in pregnant women with mechanical prosthetic heart valves while receiving enoxaparin sodium for thromboprophylaxis. Pregnant women with mechanical prosthetic heart valves may be at higher risk for thromboembolism.

- *Elderly*

No increased bleeding tendency is observed in the elderly with the prophylactic dosage ranges. Elderly patients (especially patients eighty years of age and older) may be at an increased risk for bleeding complications with the therapeutic dosage ranges. Careful clinical monitoring is advised and dose reduction might be considered in patients older than 75 years treated for STEMI (see sections 4.2 and 5.2).

- *Renal impairment*

In patients with renal impairment, there is an increase in exposure of enoxaparin sodium which increases the risk of bleeding. In these patients, careful clinical monitoring is advised, and biological monitoring by anti-Xa activity measurement might be considered (see sections 4.2 and 5.2).


Enoxaparin sodium is not recommended for patients with end stage renal disease (creatinine clearance <15 ml/min) due to lack of data in this population outside the prevention of thrombus formation in extracorporeal circulation during haemodialysis.

In patients with severe renal impairment (creatinine clearance 15-30 ml/min), since exposure of enoxaparin sodium is significantly increased, a dosage adjustment is recommended for therapeutic and prophylactic dosage ranges (see section 4.2).

No dose adjustment is recommended in patients with moderate (creatinine clearance 30-50 ml/min) and mild (creatinine clearance 50-80 ml/min) renal impairment.

- *Hepatic impairment*

Enoxaparin sodium should be used with caution in patients with hepatic impairment due to an increased potential for bleeding. Dose adjustment based on monitoring of anti-Xa levels is unreliable in patients with liver cirrhosis and not recommended (see section 5.2).



SUMMARY OF PRODUCT CHARACTERISTICS

Printed for Certificate of Pharmaceutical Product

- *Low weight*

An increase in exposure of enoxaparin sodium with prophylactic dosages (non-weight adjusted) has been observed in low-weight women (<45 kg) and low-weight men (<57 kg), which may lead to a higher risk of bleeding. Therefore, careful clinical monitoring is advised in these patients (see section 5.2).

- *Obese Patients*

Obese patients are at higher risk for thromboembolism. The safety and efficacy of prophylactic doses in obese patients (BMI >30 kg/m²) has not been fully determined and there is no consensus for dose adjustment. These patients should be observed carefully for signs and symptoms of thromboembolism.

- *Hyperkalaemia*

Heparins can suppress adrenal secretion of aldosterone leading to hyperkalaemia (see section 4.8), particularly in patients such as those with diabetes mellitus, chronic renal failure, pre-existing metabolic acidosis, taking medicinal products known to increase potassium (see section 4.5). Plasma potassium should be monitored regularly especially in patients at risk.

- *Traceability*

LMWHs are biological medicinal products. In order to improve the LMWH traceability, it is recommended that health care professionals record the trade name and batch number of the administered product in the patient file.

4.5 Interaction with other medicinal products and other forms of interaction

Concomitant use not recommended:

- *Medicinal products affecting haemostasis (see section 4.4)*

It is recommended that some agents which affect haemostasis should be discontinued prior to enoxaparin sodium therapy unless strictly indicated. If the combination is indicated, enoxaparin sodium should be used with careful clinical and laboratory monitoring when appropriate. These agents include medicinal products such as:

- Systemic salicylates, acetylsalicylic acid at anti-inflammatory doses, and NSAIDs including ketorolac,
- Other thrombolytics (e.g. alteplase, reteplase, streptokinase, tenecteplase, urokinase) and anticoagulants (see section 4.2).

Concomitant use with caution:


The following medicinal products may be administered with caution concomitantly with enoxaparin sodium:

- *Other medicinal products affecting haemostasis such as:*

- Platelet aggregation inhibitors including acetylsalicylic acid used at antiaggregant dose (cardioprotection), clopidogrel, ticlopidine, and glycoprotein IIb/IIIa antagonists indicated in acute coronary syndrome due to the risk of bleeding,
- Dextran 40,
- Systemic glucocorticoids.

- *Medicinal products increasing potassium levels:*

Medicinal products that increase serum potassium levels may be administered concurrently with enoxaparin sodium under careful clinical and laboratory monitoring (see sections 4.4 and 4.8).



SUMMARY OF PRODUCT CHARACTERISTICS

Printed for Certificate of Pharmaceutical Product

Fertility, pregnancy and lactation

Pregnancy

In humans, there is no evidence that enoxaparin crosses the placental barrier during the second and third trimester of pregnancy. There is no information available concerning the first trimester.

Animal studies have not shown any evidence of foetotoxicity or teratogenicity (see section 5.3). Animal data have shown that enoxaparin passage through the placenta is minimal.

Enoxaparin sodium should be used during pregnancy only if the physician has established a clear need. Pregnant women receiving enoxaparin sodium should be carefully monitored for evidence of bleeding or excessive anticoagulation and should be warned of the haemorrhagic risk. Overall, the data suggest that there is no evidence for an increased risk of haemorrhage, thrombocytopenia or osteoporosis with respect to the risk observed in non-pregnant women, other than that observed in pregnant women with prosthetic heart valves (see section 4.4).

If an epidural anaesthesia is planned, it is recommended to withdraw enoxaparin sodium treatment before (see section 4.4).

Breastfeeding

It is not known whether unchanged enoxaparin is excreted in human breast milk. In lactating rats, the passage of enoxaparin or its metabolites in milk is very low. The oral absorption of enoxaparin sodium is unlikely. Clexane Syringes can be used during breastfeeding.

Fertility

There are no clinical data for enoxaparin sodium in fertility. Animal studies did not show any effect on fertility (see section 5.3).

4.7 Effects on ability to drive and use machines

Enoxaparin sodium has no or negligible influence on the ability to drive and use machines.

4.8 Undesirable effects

Summary of the safety profile

Enoxaparin sodium has been evaluated in more than 15,000 patients who received enoxaparin sodium in clinical trials. These included 1,776 for prophylaxis of deep vein thrombosis following orthopaedic or abdominal surgery in patients at risk for thromboembolic complications, 1,169 for prophylaxis of deep vein thrombosis in acutely ill medical patients with severely restricted mobility, 559 for treatment of DVT with or without PE, 1,578 for treatment of unstable angina and non-Q-wave myocardial infarction and 10,176 for treatment of acute STEMI.

Enoxaparin sodium regimen administered during these clinical trials varies depending on indications. The enoxaparin sodium dose was 4,000 IU (40 mg) SC once daily for prophylaxis of deep vein thrombosis following surgery or in acutely ill medical patients with severely restricted mobility. In treatment of DVT with or without PE, patients receiving enoxaparin sodium were treated with either a 100 IU/kg (1 mg/kg) SC dose every 12 hours or a 150 IU/kg (1.5 mg/kg) SC dose once a day. In the clinical studies for treatment of unstable angina and non-Q-wave myocardial infarction, doses were 100 IU/kg (1 mg/kg) SC every 12 hours, and in the clinical study for treatment of acute STEMI enoxaparin sodium regimen was a 3,000 IU (30 mg) IV bolus followed by 100 IU/kg (1 mg/kg) SC every 12 hours.

In clinical studies, haemorrhages, thrombocytopenia and thrombocytosis were the most commonly reported reactions (see section 4.4 and 'Description of selected adverse reactions' below).



SUMMARY OF PRODUCT CHARACTERISTICS

Printed for Certificate of Pharmaceutical Product

Tabulated summary list of adverse reactions

Other adverse reactions observed in clinical studies and reported in post-marketing experience (* indicates reactions from post-marketing experience) are detailed below.

Frequencies are defined as follows: very common ($\geq 1/10$); common ($\geq 1/100$ to $< 1/10$); uncommon ($\geq 1/1000$ to $< 1/100$); rare ($\geq 1/10,000$ to $< 1/1,000$); and very rare ($< 1/10,000$) or not known (cannot be estimated from available data). Within each system organ class, adverse reactions are presented in order of decreasing seriousness.

Blood and the lymphatic system disorders

- Common: Haemorrhage, haemorrhagic anaemia*, thrombocytopenia, thrombocytosis
- Rare: Eosinophilia*,
cases of immuno-allergic thrombocytopenia with thrombosis; in some of them thrombosis was complicated by organ infarction or limb ischaemia (see section 4.4).

Immune system disorders

- Common: Allergic reaction
- Rare: Anaphylactic/Anaphylactoid reactions including shock*

Nervous system disorders

- Common: Headache*

Vascular disorders

- Rare: Spinal haematoma* (or neuraxial haematoma). These reactions have resulted in varying degrees of neurologic injuries including long-term or permanent paralysis (see section 4.4).

Hepato-biliary disorders

- Very common: Hepatic enzyme increases (mainly transaminases > 3 times the upper limit of normality)
- Uncommon: Hepatocellular liver injury *
- Rare: Cholestatic liver injury*

Skin and subcutaneous tissue disorders

- Common: Urticaria, pruritus, erythema
- Uncommon: Bullous dermatitis
- Rare: Alopecia*,
cutaneous vasculitis*, skin necrosis* usually occurring at the injection site (these phenomena have been usually preceded by purpura or erythematous plaques, infiltrated and painful).
Injection site nodules* (inflammatory nodules, which were not cystic enclosure of enoxaparin). They resolve after a few days and should not cause treatment discontinuation.

Musculoskeletal, connective tissue and bone disorders

- Rare: Osteoporosis* following long term therapy (greater than 3 months)

General disorders and administration site conditions

- Common: Injection site haematoma, injection site pain, other injection site reaction (such as oedema, haemorrhage, hypersensitivity, inflammation, mass, pain, or reaction)
- Uncommon: Local irritation, skin necrosis at injection site



SUMMARY OF PRODUCT CHARACTERISTICS

Printed for Certificate of Pharmaceutical Product

Investigations

- Rare: Hyperkalaemia* (see sections 4.4 and 4.5).

Description of selected adverse reactions


Haemorrhages

These included major haemorrhages, reported at most in 4.2 % of the patients (surgical patients). Some of these cases have been fatal. In surgical patients, haemorrhage complications were considered major: (1) if the haemorrhage caused a significant clinical event, or (2) if accompanied by haemoglobin decrease ≥ 2 g/dL or transfusion of 2 or more units of blood products. Retroperitoneal and intracranial haemorrhages were always considered major.

As with other anticoagulants, haemorrhage may occur in the presence of associated risk factors such as: organic lesions liable to bleed, invasive procedures or the concomitant use of medications affecting haemostasis (see sections 4.4 and 4.5).

| System Or gan Class | Prophylaxis in surgical patients | Prophylaxis in medical patients | Treatment in patient s with DVT with or without PE | Treatment in patient s with unstable angina and non-Q-wave MI | Treatment in patient s with acute STEMI |
|-----------------------------------------------|----------------------------------------------------------------------------------------------------------------------|---------------------------------------------------|------------------------------------------------------------------------------------------------------------------------------------------------------------|-------------------------------------------------------------------------------------------------------------|-------------------------------------------------------------------------------------------------------------------------------------------------------|
| Blood and lymphatic system disorders | <i>Very common:</i> Haemorrhage ^a <i>Rare:</i> Retroperitoneal haemorrhage | <i>Common:</i> Haemorrhage ^a | <i>Very common:</i> Haemorrhage ^a <i>Uncommon:</i> Intracranial haemorrhage, Retroperitoneal haemorrhage | <i>Common:</i> Haemorrhage ^a <i>Rare:</i> Retroperitoneal haemorrhage | <i>Common:</i> Haemorrhage ^a <i>Uncommon:</i> Intracranial haemorrhage, Retroperitoneal haemorrhage |

^a: such as haematoma, ecchymosis other than at injection site, wound haematoma, haematuria, epistaxis and gastro-intestinal haemorrhage.

Thrombocytopenia and thrombocytosis

SUMMARY OF PRODUCT CHARACTERISTICS

Printed for Certificate of Pharmaceutical Product

| | Prophylaxis in surgical patients | Prophylaxis in medical patients | Treatment in patients with DVT with or without PE | Treatment in patients with unstable angina and non-Q-wave MI | Treatment in patients with acute STEMI |
|---------------------------------------------|-----------------------------------------------------------------------------------------------------------|---------------------------------------------|-----------------------------------------------------------------------------------------------------------|---------------------------------------------------------------------|----------------------------------------------------------------------------------------------------------------------------------------------------|
| <i>Blood and lymphatic system disorders</i> | <i>Very common:</i> Thrombocytosis[Ⓟ] <i>Common:</i> Thrombocytopenia | <i>Uncommon:</i> Thrombocytopenia | <i>Very common:</i> Thrombocytosis[Ⓟ] <i>Common:</i> Thrombocytopenia | <i>Uncommon:</i> Thrombocytopenia | <i>Common:</i> Thrombocytosis[Ⓟ] Thrombocytopenia <i>Very rare:</i> Immuno-allergic thrombocytopenia |

[Ⓟ]: Platelet increased >400 G/L**Paediatric population**

The safety and efficacy of enoxaparin sodium in children have not been established (see section 4.2).

Reporting of suspected adverse reactions

Reporting suspected adverse reactions after authorisation of the medicinal product is important. It allows continued monitoring of the benefit/risk balance of the medicinal product. Healthcare professionals are asked to report any suspected adverse reactions via Yellow Card Scheme at:

www.mhra.gov.uk/yellowcard or search for MHRA Yellow Card in the Google Play or Apple App Store.

4.9 Overdose**Signs and symptoms**

Accidental overdose with enoxaparin sodium after IV, extracorporeal or SC administration may lead to haemorrhagic complications. Following oral administration of even large doses, it is unlikely that enoxaparin sodium will be absorbed.

Management

The anticoagulant effects can be largely neutralized by the slow IV injection of protamine. The dose of protamine depends on the dose of enoxaparin sodium injected; 1 mg protamine neutralizes the anticoagulant effect of 100 IU (1 mg) of enoxaparin sodium, if enoxaparin sodium was administered in



SUMMARY OF PRODUCT CHARACTERISTICS

Printed for Certificate of Pharmaceutical Product

the previous 8 hours. An infusion of 0.5 mg protamine per 100 IU (1 mg) of enoxaparin sodium may be administered if enoxaparin sodium was administered greater than 8 hours previous to the protamine administration, or if it has been determined that a second dose of protamine is required. After 12 hours of the enoxaparin sodium injection, protamine administration may not be required. However, even with high doses of protamine, the anti-Xa activity of enoxaparin sodium is never completely neutralized (maximum about 60%) (see the prescribing information for protamine salts).

5 PHARMACOLOGICAL PROPERTIES**5.1 Pharmacodynamic properties**

Pharmacotherapeutic group: Antithrombotic agent, heparin group, ATC code: B01A B05

Pharmacodynamic effects

Enoxaparin is a LMWH with a mean molecular weight of approximately 4,500 daltons, in which the antithrombotic and anticoagulant activities of standard heparin have been dissociated. The drug substance is the sodium salt.

In the *in vitro* purified system, enoxaparin sodium has a high anti-Xa activity (approximately 100 IU/mg) and low anti-IIa or anti thrombin activity (approximately 28 IU/mg), with a ratio of 3.6. These anticoagulant activities are mediated through anti-thrombin III (ATIII) resulting in anti-thrombotic activities in humans.

Beyond its anti-Xa/IIa activity, further antithrombotic and anti-inflammatory properties of enoxaparin have been identified in healthy subjects and patients as well as in non-clinical models.

These include ATIII-dependent inhibition of other coagulation factors like factor VIIa, induction of endogenous Tissue Factor Pathway Inhibitor (TFPI) release as well as a reduced release of von Willebrand factor (vWF) from the vascular endothelium into the blood circulation. These factors are known to contribute to the overall antithrombotic effect of enoxaparin sodium.

When used as prophylactic treatment, enoxaparin sodium does not significantly affect the aPTT. When used as curative treatment, aPTT can be prolonged by 1.5-2.2 times the control time at peak activity.

Clinical efficacy and safety

Prevention of venous thromboembolic disease associated with surgery

- Extended prophylaxis of VTE following orthopaedic surgery

In a double blind study of extended prophylaxis for patients undergoing hip replacement surgery, 179 patients with no venous thromboembolic disease initially treated, while hospitalized, with enoxaparin sodium 4,000 IU (40 mg) SC, were randomized to a post-discharge regimen of either enoxaparin sodium 4,000 IU (40 mg) (n=90) once a day SC or to placebo (n=89) for 3 weeks. The incidence of DVT during extended prophylaxis was significantly lower for enoxaparin sodium compared to placebo, no PE was reported. No major bleeding occurred.

The efficacy data are provided in the table below.

| | Enoxaparin sodium 4,000 IU (40 mg) once a day SC n (%) | Placebo once a day SC n (%) |
|------------------------------------------------------|---------------------------------------------------------------------------|--------------------------------------------|
| All Treated Extended Prophylaxis Patients | 90 (100) | 89 (100) |
| Total VTE | 6 (6.6) | 18 (20.2) |



SUMMARY OF PRODUCT CHARACTERISTICS

Printed for Certificate of Pharmaceutical Product

| | | |
|--------------------------------|----------|-----------|
| • Total DVT (%) | 6 (6.6)* | 18 (20.2) |
| • Proximal DVT (%) | 5 (5.6)# | 7 (8.8) |
| *p value versus placebo =0.008 | | |
| #p value versus placebo =0.537 | | |

In a second double-blind study, 262 patients without VTE disease and undergoing hip replacement surgery initially treated, while hospitalized, with enoxaparin sodium 4,000 IU (40 mg) SC were randomized to a post-discharge regimen of either enoxaparin sodium 4,000 IU (40 mg) (n=131) once a day SC or to placebo (n=131) for 3 weeks. Similar to the first study the incidence of VTE during extended prophylaxis was significantly lower for enoxaparin sodium compared to placebo for both total VTE (enoxaparin sodium 21 [16%] versus placebo 45 [34.4%]; p=0.001) and proximal DVT (enoxaparin sodium 8 [6.1%] versus placebo 28 [21.4%]; p<0.001). No difference in major bleeding was found between the enoxaparin sodium and the placebo group.

- Extended prophylaxis of DVT following cancer surgery

A double-blind, multicenter trial, compared a four-week and a one-week regimen of enoxaparin sodium prophylaxis in terms of safety and efficacy in 332 patients undergoing elective surgery for abdominal or pelvic cancer. Patients received enoxaparin sodium (4,000 IU (40 mg) SC) daily for 6 to 10 days and were then randomly assigned to receive either enoxaparin sodium or placebo for another 21 days. Bilateral venography was performed between days 25 and 31, or sooner if symptoms of venous thromboembolism occurred. The patients were followed for three months. Enoxaparin sodium prophylaxis for four weeks after surgery for abdominal or pelvic cancer significantly reduced the incidence of venographically demonstrated thrombosis, as compared with enoxaparin sodium prophylaxis for one week. The rates of venous thromboembolism at the end of the double-blind phase were 12.0 % (n=20) in the placebo group and 4.8% (n=8) in the enoxaparin sodium group; p=0.02. This difference persisted at three months [13.8% vs. 5.5% (n=23 vs 9), p=0.01]. There were no differences in the rates of bleeding or other complications during the double-blind or follow-up periods.

Prophylaxis of venous thromboembolic disease in medical patients with an acute illness expected to induce limitation of mobility

In a double blind multicenter, parallel group study, enoxaparin sodium 2,000 IU (20 mg) or 4,000 IU (40 mg) once a day SC was compared to placebo in the prophylaxis of DVT in medical patients with severely restricted mobility during acute illness (defined as walking distance of <10 meters for ≤3 days). This study included patients with heart failure (NYHA Class III or IV); acute respiratory failure or complicated chronic respiratory insufficiency, and acute infection or acute rheumatic; if associated with at least one VTE risk factor (age ≥75 years, cancer, previous VTE, obesity, varicose veins, hormone therapy, and chronic heart or respiratory failure). A total of 1,102 patients were enrolled in the study, and 1,073 patients were treated. Treatment continued for 6 to 14 days (median duration 7 days). When given at a dose of 4,000 IU (40 mg) once a day SC, enoxaparin sodium significantly reduced the incidence of VTE as compared to placebo. The efficacy data are provided in the table below.

| | Enoxaparin sodium 2,000 IU (20 mg) once a day SC n (%) | Enoxaparin sodium 4,000 IU (40 mg) once a day SC n (%) | Placebo n (%) |
|-------------------------------------|---------------------------------------------------------------------------|---------------------------------------------------------------------------|--------------------------|
| All Treated Medical Patients | 287 (100) | 291(100) | 288 (100) |



SUMMARY OF PRODUCT CHARACTERISTICS

Printed for Certificate of Pharmaceutical Product

| During Acute Illness | | | |
|----------------------------------------------------------------------------------------------------------------|-----------|-----------|-----------|
| Total VTE (%) | 43 (15.0) | 16 (5.5)* | 43 (14.9) |
| • Total DVT (%) | 43 (15.0) | 16 (5.5) | 40 (13.9) |
| • Proximal DVT (%) | 13 (4.5) | 5 (1.7) | 14 (4.9) |
| VTE = Venous thromboembolic events which included DVT, PE, and death considered to be thromboembolic in origin | | | |
| * p value versus placebo =0.0002 | | | |

At approximately 3 months following enrolment, the incidence of VTE remained significantly lower in the enoxaparin sodium 4,000 IU (40 mg) treatment group versus the placebo treatment group. The occurrence of total and major bleeding were respectively 8.6% and 1.1% in the placebo group, 11.7% and 0.3% in the enoxaparin sodium 2,000 IU (20 mg) group and 12.6% and 1.7% in the enoxaparin sodium 4,000 IU (40 mg) group.

Treatment of deep vein thrombosis with or without pulmonary embolism

In a multicenter, parallel group study, 900 patients with acute lower extremity DVT with or without PE were randomized to an inpatient (hospital) treatment of either (i) enoxaparin sodium 150 IU/kg (1.5 mg/kg) once a day SC, (ii) enoxaparin sodium 100 IU/kg (1 mg/kg) every 12 hours SC, or (iii) heparin IV bolus (5,000 IU) followed by a continuous infusion (administered to achieve an aPTT of 55 to 85 seconds). A total of 900 patients were randomized in the study and all patients were treated. All patients also received warfarin sodium (dose adjusted according to prothrombin time to achieve an INR of 2.0 to 3.0), commencing within 72 hours of initiation of enoxaparin sodium or standard heparin therapy, and continuing for 90 days. Enoxaparin sodium or standard heparin therapy was administered for a minimum of 5 days and until the targeted warfarin sodium INR was achieved. Both enoxaparin sodium regimens were equivalent to standard heparin therapy in reducing the risk of recurrent venous thromboembolism (DVT and/or PE). The efficacy data are provided in the table below.

| | Enoxaparin sodium 150 IU/kg (1.5 mg/kg) once a day SC n (%) | Enoxaparin sodium 100 IU/kg (1 mg/kg) twice a day SC n (%) | Heparin aPTT Adjusted IV Therapy n (%) |
|---------------------------------------------------------------------------------|--------------------------------------------------------------------------------|-------------------------------------------------------------------------------|-----------------------------------------------------------|
| All Treated DVT Patients with or without PE | 298 (100) | 312 (100) | 290 (100) |
| Total VTE (%) | 13 (4.4)* | 9 (2.9)* | 12 (4.1) |
| • DVT Only (%) | 11 (3.7) | 7 (2.2) | 8 (2.8) |
| • Proximal DVT (%) | 9 (3.0) | 6 (1.9) | 7 (2.4) |
| • PE (%) | 2 (0.7) | 2 (0.6) | 4 (1.4) |
| VTE = venous thromboembolic event (DVT and/or PE) | | | |
| *The 95% Confidence Intervals for the treatment differences for total VTE were: | | | |
| - enoxaparin sodium once a day versus heparin (-3.0 to 3.5) | | | |



SUMMARY OF PRODUCT CHARACTERISTICS

Printed for Certificate of Pharmaceutical Product

- enoxaparin sodium every 12 hours versus heparin (-4.2 to 1.7).

Major bleeding were respectively 1.7% in the enoxaparin sodium 150 IU/kg (1.5 mg/kg) once a day group, 1.3% in the enoxaparin sodium 100 IU/kg (1 mg/kg) twice a day group and 2.1% in the heparin group.

Treatment of unstable angina and non ST elevation myocardial infarction

In a large multicenter study, 3,171 patients enrolled at the acute phase of unstable angina or non-Q-wave myocardial infarction were randomized to receive in association with acetylsalicylic acid (100 to 325 mg once daily), either SC enoxaparin sodium 100 IU/kg (1 mg/kg) every 12 hours or IV unfractionated heparin adjusted based on aPTT. Patients had to be treated in hospital for a minimum of 2 days and a maximum of 8 days, until clinical stabilization, revascularization procedures or hospital discharge. The patients had to be followed up to 30 days. In comparison with heparin, enoxaparin sodium significantly reduced the combined incidence of angina pectoris, myocardial infarction and death, with a decrease of 19.8 to 16.6% (relative risk reduction of 16.2%) on day 14. This reduction in the combined incidence was maintained after 30 days (from 23.3 to 19.8%; relative risk reduction of 15%).

There were no significant differences in major haemorrhages, although a haemorrhage at the site of the SC injection was more frequent.

Treatment of acute ST-segment elevation myocardial infarction

In a large multicenter study, 20,479 patients with STEMI eligible to receive fibrinolytic therapy were randomized to receive either enoxaparin sodium in a single 3,000 IU (30 mg) IV bolus plus a 100 IU/kg (1 mg/kg) SC dose followed by an SC injection of 100 IU/kg (1 mg/kg) every 12 hours or IV unfractionated heparin adjusted based on aPTT for 48 hours. All patients were also treated with acetylsalicylic acid for a minimum of 30 days. The enoxaparin sodium dosing strategy was adjusted for severe renally impaired patients and for the elderly of at least 75 years of age. The SC injections of enoxaparin sodium were given until hospital discharge or for a maximum of eight days (whichever came first).

4,716 patients underwent percutaneous coronary intervention receiving antithrombotic support with blinded study drug. Therefore, for patients on enoxaparin sodium, the PCI was to be performed on enoxaparin sodium (no switch) using the regimen established in previous studies i.e. no additional dosing, if last SC administration given less than 8 hours before balloon inflation, IV bolus of 30 IU/kg (0.3 mg/kg) enoxaparin sodium, if the last SC administration given more than 8 hours before balloon inflation.

Enoxaparin sodium compared to unfractionated heparin significantly decreased the incidence of the primary end point, a composite of death from any cause or myocardial re-infarction in the first 30 days after randomization [9.9 percent in the enoxaparin sodium group, as compared with 12.0 percent in the unfractionated heparin group] with a 17 percent relative risk reduction ($p < 0.001$).

The treatment benefits of enoxaparin sodium, evident for a number of efficacy outcomes, emerged at 48 hours, at which time there was a 35 percent reduction in the relative risk of myocardial re-infarction, as compared with treatment with unfractionated heparin ($p < 0.001$).

The beneficial effect of enoxaparin sodium on the primary end point was consistent across key subgroups including age, gender, infarct location, history of diabetes, history of prior myocardial infarction, type of fibrinolytic administered, and time to treatment with study drug.

There was a significant treatment benefit of enoxaparin sodium, as compared with unfractionated heparin, in patients who underwent percutaneous coronary intervention within 30 days after randomization (23 percent reduction in relative risk) or who were treated medically (15 percent reduction in relative risk, $p = 0.27$ for interaction).

The rate of the 30 day composite endpoint of death, myocardial re-infarction or intracranial haemorrhage (a measure of net clinical benefit) was significantly lower ($p < 0.0001$) in the enoxaparin sodium group (10.1%) as compared to the heparin group (12.2%), representing a 17% relative risk reduction in favour of treatment with enoxaparin sodium.



SUMMARY OF PRODUCT CHARACTERISTICS

Printed for Certificate of Pharmaceutical Product

The incidence of major bleeding at 30 days was significantly higher ($p < 0.0001$) in the enoxaparin sodium group (2.1%) versus the heparin group (1.4%). There was a higher incidence of gastrointestinal bleeding in the enoxaparin sodium group (0.5%) versus the heparin group (0.1%), while the incidence of intracranial haemorrhage was similar in both groups (0.8% with enoxaparin sodium versus 0.7% with heparin).

The beneficial effect of enoxaparin sodium on the primary end point observed during the first 30 days was maintained over a 12 month follow-up period.

Hepatic impairment

Based on literature data the use of enoxaparin sodium 4,000 IU (40 mg) in cirrhotic patients (Child-Pugh class B-C) appears to be safe and effective in preventing portal vein thrombosis. It should be noted that the literature studies may have limitations. Caution should be used in patients with hepatic impairment as these patients have an increased potential for bleeding (see section 4.4) and no formal dose finding studies have been performed in cirrhotic patients (Child Pugh class A, B nor C).

5.2 Pharmacokinetic properties

General characteristics

The pharmacokinetic parameters of enoxaparin sodium have been studied primarily in terms of the time course of plasma anti-Xa activity and also by anti-IIa activity, at the recommended dosage ranges after single and repeated SC administration and after single IV administration. The quantitative determination of anti-Xa and anti-IIa pharmacokinetic activities was conducted by validated amidolytic methods.

Absorption

The absolute bioavailability of enoxaparin sodium after SC injection, based on anti-Xa activity, is close to 100%.

Different doses and formulations and dosing regimens can be used.

The mean maximum plasma anti-Xa activity level is observed 3 to 5 hours after SC injection and achieves approximately 0.2, 0.4, 1.0 and 1.3 anti-Xa IU/ml following single SC administration of 2,000 IU, 4,000 IU, 100 IU/kg and 150 IU/kg (20 mg, 40 mg, 1 mg/kg and 1.5 mg/kg) doses, respectively.

A 3,000 IU (30 mg) IV bolus immediately followed by a 100 IU/kg (1 mg/kg) SC every 12 hours provided initial maximum anti-Xa activity level of 1.16 IU/ml ($n=16$) and average exposure corresponding to 88% of steady-state levels. Steady-state is achieved on the second day of treatment.

After repeated SC administration of 4,000 IU (40 mg) once daily and 150 IU/kg (1.5 mg/kg) once daily regimens in healthy volunteers, the steady-state is reached on day 2 with an average exposure ratio about 15% higher than after a single dose. After repeated SC administration of the 100 IU/kg (1 mg/kg) twice daily regimen, the steady-state is reached from day 3 to 4 with mean exposure about 65% higher than after a single dose and mean maximum and trough anti-Xa activity levels of about 1.2 and 0.52 IU/ml, respectively.

Injection volume and dose concentration over the range 100-200 mg/ml does not affect pharmacokinetic parameters in healthy volunteers.

Enoxaparin sodium pharmacokinetics appears to be linear over the recommended dosage ranges.

Intra-patient and inter-patient variability is low. Following repeated SC administration no accumulation takes place.

Plasma anti-IIa activity after SC administration is approximately ten-fold lower than anti-Xa activity. The mean maximum anti-IIa activity level is observed approximately 3 to 4 hours following SC injection and reaches



SUMMARY OF PRODUCT CHARACTERISTICS

Printed for Certificate of Pharmaceutical Product

0.13 IU/ml and 0.19 IU/ml following repeated administration of 100 IU/kg (1 mg/kg) twice daily and 150 IU/kg (1.5 mg/kg) once daily, respectively.

Distribution

The volume of distribution of enoxaparin sodium anti-Xa activity is about 4.3 litres and is close to the blood volume.

Biotransformation

Enoxaparin sodium is primarily metabolized in the liver by desulfation and/or depolymerization to lower molecular weight species with much reduced biological potency.

Elimination

Enoxaparin sodium is a low clearance drug with a mean anti-Xa plasma clearance of 0.74 L/h after a 150 IU/kg (1.5 mg/kg) 6-hour IV infusion.

Elimination appears monophasic with a half-life of about 5 hours after a single SC dose to about 7 hours after repeated dosing.

Renal clearance of active fragments represents about 10% of the administered dose and total renal excretion of active and non-active fragments 40% of the dose.

Special populations

Elderly

Based on the results of a population pharmacokinetic analysis, the enoxaparin sodium kinetic profile is not different in elderly subjects compared to younger subjects when renal function is normal. However, since renal function is known to decline with age, elderly patients may show reduced elimination of enoxaparin sodium (see sections 4.2 and 4.4).

Hepatic impairment

In a study conducted in patients with advanced cirrhosis treated with enoxaparin sodium 4,000 IU (40 mg) once daily, a decrease in maximum anti-Xa activity was associated with an increase in the severity of hepatic impairment (assessed by Child-Pugh categories). This decrease was mainly attributed to a decrease in ATIII level secondary to a reduced synthesis of ATIII in patients with hepatic impairment.

Renal impairment

A linear relationship between anti-Xa plasma clearance and creatinine clearance at steady-state has been observed, which indicates decreased clearance of enoxaparin sodium in patients with reduced renal function. Anti-Xa exposure represented by AUC, at steady-state, is marginally increased in mild (creatinine clearance 50-80 ml/min) and moderate (creatinine clearance 30-50 ml/min) renal impairment after repeated SC 4,000 IU (40 mg) once daily doses. In patients with severe renal impairment (creatinine clearance <30 ml/min), the AUC at steady state is significantly increased on average by 65% after repeated SC 4,000 IU (40 mg) once daily doses (see sections 4.2 and 4.4).

Haemodialysis

Enoxaparin sodium pharmacokinetics appeared similar than control population, after a single 25 IU, 50 IU or 100 IU/kg (0.25, 0.50 or 1.0 mg/kg) IV dose however, AUC was two-fold higher than control.

Weight

After repeated SC 150 IU/kg (1.5 mg/kg) once daily dosing, mean AUC of anti-Xa activity is marginally higher at steady state in obese healthy volunteers (BMI 30-48 kg/m²) compared to non-obese control subjects, while maximum plasma anti-Xa activity level is not increased. There is a lower weight-adjusted clearance in obese subjects with SC dosing.



SUMMARY OF PRODUCT CHARACTERISTICS

Printed for Certificate of Pharmaceutical Product

When non-weight adjusted dosing was administered, it was found after a single-SC 4,000 IU (40 mg) dose, that anti-Xa exposure is 52% higher in low-weight women (<45 kg) and 27% higher in low-weight men (<57 kg) when compared to normal weight control subjects (see section 4.4).

Pharmacokinetic interactions

No pharmacokinetic interactions were observed between enoxaparin sodium and thrombolytics when administered concomitantly.

5.3 Preclinical safety data

Besides the anticoagulant effects of enoxaparin sodium, there was no evidence of adverse effects at 15 mg/kg/day in the 13-week SC toxicity studies both in rats and dogs and at 10 mg/kg/day in the 26-week SC and IV toxicity studies both in rats, and monkeys.

Enoxaparin sodium has shown no mutagenic activity based on *in vitro* tests, including the Ames test, mouse lymphoma cell forward mutation test, and *no clastogenic* activity based on an *in vitro* human lymphocyte chromosomal aberration test, and the *in vivo* rat bone marrow chromosomal aberration test.

Studies conducted in pregnant rats and rabbits at SC doses of enoxaparin sodium up to 30 mg/kg/day did not reveal any evidence of teratogenic effects or foetotoxicity. Enoxaparin sodium was found to have no effect on fertility or reproductive performance of male and female rats at SC doses up to 20 mg/kg/day.

6 PHARMACEUTICAL PARTICULARS

6.1 List of excipients

Water for Injections.

6.2 Incompatibilities

SC injection

Do not mix with other products.

IV (Bolus) Injection (for acute STEMI indication only):

This medicinal product must not be mixed with other medicinal products except those mentioned in section 4.2

6.3 Shelf life

3 years.

6.4 Special precautions for storage

Do not store above 25°C. Do not freeze.

6.5 Nature and contents of container

Clexane Syringes 2,000 IU (20 mg)/0.2 mL, 4,000 IU (40 mg)/0.4 mL: Solution for injection in pre-filled syringes (type I glass) fitted with rubber stopper (chlorobutyl and bromobutyl) and injection needle (with automatic safety system ERIS™ or PREVENTIS™ or without an automatic safety system).

Supplied in packs of 2, 5, 6, 10, 20, 30, 50, 100 pre-filled syringes, and in multi-packs of 9 x 10, 100 x 10 and 200 x 10 pre-filled syringes.

Clexane Syringes 6,000 IU (60 mg)/0.6 mL, 8,000 IU (80 mg)/0.8 mL, 10,000 IU (100 mg)/1.0 mL: Solution for injection in graduated pre-filled syringes (type I glass) fitted with rubber stopper



SUMMARY OF PRODUCT CHARACTERISTICS

Printed for Certificate of Pharmaceutical Product

(chlorobutyl and bromobutyl) and injection needle (with automatic safety system ERIS™ or PREVENTIS™ or without an automatic safety system).

Supplied in packs of 2, 5, 6, 10, 12, 20, 24, 30, 50, 100 pre-filled syringes and in multi-packs of 3 x 10 and 9 x 10 pre-filled syringes.

Not all pack sizes may be marketed.

6.6 Special precautions for disposal

Pre-filled syringes are ready for immediate use. For method of administration see section 4.2.

Use only clear, colourless to yellowish solutions.

Pre-filled syringes are supplied with or without an automatic safety system. The instructions for use are presented in the package leaflet.

Each syringe is for single use only. Any unused medicinal product or waste material should be disposed of in accordance with local requirements.

7 MARKETING AUTHORISATION HOLDER

Aventis Pharma Limited
One Onslow Street
Guildford
Surrey
GU1 4YS
UK

or trading as

Sanofi-aventis or Sanofi
One Onslow Street
Guildford
Surrey
GU1 4YS
UK

8 MARKETING AUTHORISATION NUMBER

PL 04425/0187



SUMMARY OF PRODUCT CHARACTERISTICS

Printed for Certificate of Pharmaceutical Product

- 9 **DATE OF FIRST AUTHORISATION/RENEWAL OF THE AUTHORISATION**
22/10/1990 / 08/08/2002
- 10 **DATE OF REVISION OF THE TEXT**
08/04/2018

